



You choose the products. Then we stock, label, organize, deliver, track, invoice and replenish job material in bins customized for you – per job type, per installer – within 24–48 hours.

GET STARTED WITH OUR SERVICE!

HERE'S HOW:

1. Discover the WinBins difference

Meet with us and learn how our CUSTOM INSTALLATION-KITTING SERVICE goes way beyond generic, one-size-fits-all job kits.



2. View our sample bins

1. Furnace	5. PVC venting: 3-inch	9. Water heater/humidifier
2. Condenser	6. Ductless	10. Boiler
3. A-Coil	7. B-vent: DuraVent	11. Press fittings kit/ tool rental
4. PVC venting: 2-inch	8. B-vent: Hart & Cooley	

3. Experiment

TRY A WINBINS PILOT PROJECT

Use a **CUSTOMIZED WINBINS SET** on your jobs (with products you choose)

- Bring us your list of **preferred products**.
- We design a **customized WinBins set** with your chosen products and quantities.



You pay:

1. Bin design and setup fee per bin
2. Material cost per bin (only what you use on a job)

NO RISK. NO OBLIGATION.

Typical customized WinBins set



TRY A DEMO PROJECT


Use our **SAMPLE BINS** on your jobs (with products we stock)

You pay:

1. Material cost per bin (only what you use on a job)
2. Bin deposit (refundable upon return)

NO RISK. NO OBLIGATION.

Sample bins



4. Choose WinBins

Review your personalized quote for our custom installation-kitting service.

PERSONALIZED QUOTE			
XXXX	\$ X,XXX	XX	\$ XX
XXXX	\$XX,XXX	XXXX	\$XX,XXX
XX	\$ XXX	XXX	\$ X,XXX
XXXX	\$ X,XXX	XX	\$ X,XXX
	\$XX,XXX		\$XX,XXX



5. Select your implementation package

OWNER'S PACKAGE

YOU buy all the customized WinBins sets you need upfront. (Bin design and setup fees included)

You:

1. Own all material inside the bins
2. Pay only to replenish material as you go



CONSIGNMENT PACKAGE

WE buy all the customized WinBins sets you need upfront.

You:

1. Pay bin design and setup fees upfront
2. Agree to an annual purchase amount
3. Acquire the necessary insurance
4. Pay only for the material you use as you go
5. Reimburse Winsupply for costs incurred if the annual purchase amount is not met by year-end

Bin design and setup fee is a one-time charge per bin for customizing, sizing, organizing and labeling. Material cost per bin is based on SKUs and quantities.

6. Approve your customized WinBins set

After labeling all materials and bin compartments, we present your color-coded, customized WinBins set for review, any updates and final approvals.



7. Test our service on your jobs

What worked well?
What else can we do?

We keep refining until your customized WinBins set is just right for you and your crews.



8. Confirm job costing and stocking details

Tell us:





- Your process for job tracking and invoicing
- Your timeline for reordering
- Your delivery frequency
- Your preferred location for restocked bins

Then we produce, pack and label all the customized WinBins sets you need.



9. Use WinBins daily

Five bins are commonly in rotation per job type, per installer – so you're always ready for the next job.

BIN 1	BINS 2 and 3	BIN 4	BIN 5
			
On your truck	At your warehouse	In replenishment at Winsupply	In reserve at Winsupply

10. Dig into the numbers



Meet with us monthly or quarterly to review job costing reports. Discover whether your jobs are losing money or making money based on materials actually used.



Gain a trusted adviser. Learn how to refine future bids to gain more profits and more sales to grow your business.

**DON'T SETTLE FOR
ONE-SIZE-FITS-ALL JOB KITS!**

CHOOSE SERVICE.

**AND GROW YOUR BUSINESS
WITH WINBINS!**

Winsupply
OF MINNEAPOLIS

7716 Winpark Dr. • New Hope, MN 55427

Dave Peppelman, President

djpeppelman@winsupplyinc.com

minneapoliswinsupply.com

952.767.0204